


# HYL-075R0350N210

Non-SELV Series

## Product description

- built-in constant current LED Driver
- Adjustable output current between 200 and 350mA via DIP switch
- Max. output power 77W
- Up to 93% efficiency
- For luminaires of protection class I
- Nominal life-time up to 50,000 h
- 5-year guarantee



## Benefits

- Application-oriented operating window for maximum compatibility
- Long lasting and high reliability


## Interfaces

- Terminal blocks: 45° push terminals

## Applications


- Linear and area lighting
- Office – industrial – shop

## Approval marks

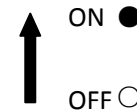
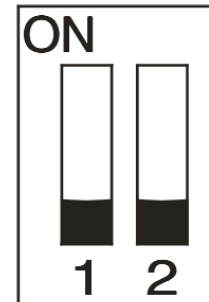


**Technical data**

Rated supply voltage	220 – 240 V
AC voltage range	198 – 264 V
DC voltage range	180 – 300 V
Mains frequency	0 / 50 / 60 Hz
Overvoltage protection	n.a
Typ. current (at 230 V, 50 Hz, full load)	370 mA
Leakage current (at 230 V, 50 Hz, full load)	< 500 $\mu$ A
Max. input power	85 W
Typ. efficiency (at 230 V / 50 Hz / full load)	0.93
$\lambda$ (at 230 V, 50 Hz, full load)	0.95
Typ. power input on stand-by	n.a
Typ. input power in no-load operation	n.a
In-rush current (peak / duration)	30A/280 us
THD (at 230 V, 50 Hz, full load)	<10 %
Time to light (at 230 V, 50 Hz, full load)	n.a
Time to light (DC mode)	n.a
Switchover time (AC/DC)	n.a
Turn off time (at 230 V, 50 Hz, full load)	< 4 ms
Output current tolerance	$\pm$ 3 %
Output LF current ripple (< 120 Hz)	< 5 %
Max. output voltage (no-load voltage)	250 V
Dimming range	n.a
Mains surge capability (between L – N)	1 kV
Mains surge capability (between L/N – PE)	2 kV
Surge voltage at output side (against PE)	0.5 kV
Dimensions L x W x H	210x30x21 mm



Units: mm

**DIP Switch**

**Ordering data**

Type	Packaging carton	Weight per pc.
HYL-075R0350N210	60 pc(s)	0.120 Kg

**Specific technical data**

Type	DIP Switch		Output current (mA)	Min. forward voltage (V)	Max. forward voltage (V)	Min. output power (W)	Max. output power (W)	Typ. power consumption (at 230 V, 50 Hz, full load) (W)	Typ. current consumption (at 230 V, 50 Hz, full load) (A)
	PIN 1	PIN 2							
HYL-075R0350N210	●	●	350	70	220	24.5	77	85	0.370
	●	○	300	70	220	21	66	72	0.320
	○	●	250	70	220	17.5	55	60	0.280
	○	○	200	90	220	18	44	48	0.220